

Lark



THE STANDARD IN PORTABLE BUILDINGS



CONTENTS

| | | | |
|----------------------------------|---|---------------------|----|
| Why Not the Best? | 2 | Side Gable Box Eave | 9 |
| Exclusive Features | 3 | Eave Truss | 10 |
| Floor System | 3 | Lumberjack | 11 |
| Wall System | 4 | Greenhouse | 12 |
| Accu-Steel | 5 | Porch Model | 13 |
| Ten Reasons to Choose Accu-Steel | 5 | Doublewide | 14 |
| End Gable Lapsider | 6 | Available Colors | 15 |
| Side Gable Lapsider | 7 | Metal Profiles | 15 |
| End Gable Box Eave | 8 | | |

WHY NOT THE BEST?


Since 1967, Lark Builders, Inc. has dedicated themselves to manufacturing the best portable buildings in the industry. Our attention to quality, durability, and product value is why Lark is "The Standard in Portable Buildings."

Some manufacturers spend their money on marketing schemes and gimmicks. At Lark, we invest our money in our product and you can see it in every portable building we build. Our innovative construction techniques and state of the art equipment insures that your Lark Building will be second to none. While others are playing catch up, Lark is out front with cutting edge improvements to our product.

We don't take any short cuts. Our approach has never been to just get by; we are committed to building the best. In the following pages, we will illustrate why state of the art construction systems and techniques provide the strength, durability, and product value that only Lark delivers.



EXCLUSIVE LARK FEATURES



Rafter and Stud
Connecting in Double
Top Plate



Roof Assembly with
Steel Hat Channel



Bolt Connection
to Double Top Plate



Corner Bolt
Connection on
Vaulted Wall Building



Clip Connection
to Bottom Plate



Rigid T-Wall Bracing



4" Bottom Plate Bolt Connection



4" Lag Bolt Connecting
Crossmember to Skid



Accu-steel
Corner Bracing



Accu-steel Rigid Roof
Frame Sections



Roof Connection to
Side and End Wall



Solid 4x4 Door Lintel



Skid End Double Lag-Bolted
and Hurricane Clipped



Rigid 23/32" Treated T & G
Plywood



Mortise Splice and Bolted Skid

FLOOR SKID FABRICATION

While other manufacturers use two 2 x 6's nailed together for the all important base structure or floor skids of their buildings, we at Lark use only solid 4 x 6's that are precision trimmed, tapered, and dadoed for our floor skids. When we require skids that are longer than our available timbers, we mortise the splice and make the connection using six 4" galvanized lag bolts. This assures the uncompromising strength and durability of our buildings.

FLOOR FRAME ASSEMBLY

All of our floor joists are connected to the skids by being nailed and lag bolted at each dado to assure that the base of our buildings have superior wind uplift protection. On the skid ends, we not only double lag bolt our headers at a 45 degree angle to the skids, we also hurricane clip them for additional holding power.

PLYWOOD INSTALLATION

One of the most outstanding features of our Lark floor system is the way we connect our 23/32 treated plywood to our floor cross members. We don't use nails that can back out and weaken the floor. We use only plated deck screws that give the floor more strength and rigidity than nails. When we place this 23/32 panel on 16" centers we are able to give you a floor loading of 125 P.S.F. The reason we use this floor loading is to insure that the super structure of the building is adequately supported and that the integrity and stability of the Unit is not compromised.

WOOD FRAME WALL & ROOF SYSTEM



The wall structure on all of our wood frame buildings is constructed using #1 Southern Yellow Pine lumber. The reason we use Southern Yellow Pine is that it is much stronger and has a higher strength yield than spruce or most other species of lumber. Our walls are assembled with 2 x 4's placed 24" on centers standard. However, if you desire you can upgrade to 16" on centers. All models with the exception of our vaulted wall buildings come standard with a double 2 x 4 Top Plate on all walls, connected with bolts. Our Top and Bottom Plates are reinforced diagonally by heavy gauge T-Wall bracing that provides superior shear wall protection. Each wall stud is connected to the double Top Plate and Bottom Plate with engineered hurricane clips, four clips on 2 x 4 on the side walls and 2 clips each stud on the end walls.

The walls are connected to the floor structure with 4" lag bolts with washers placed every 16 inches. This system of bolts gives the structure superior up lift protection not provided by nails or straps that are nailed. From the hurricane clip connections on our roof rafters to the hurricane clip connection on all of our 2 x 4's, you have a continuous uninterrupted positive connection from the roof to the floor. There are no weak points in this system to compromise strength.

Another unique feature of our end gable wood frame buildings is the use of steel hat channel lathing to hold the fasteners used to secure the roof. While wood lathing is good, it is not as stable as steel, creating the possibility of fasteners backing out over a period of years causing leaks or damage. This is far less likely to occur with fastener connections made into steel. When we do put roofing fasteners into wood, we use only stainless steel fasteners, especially designed and engineered for use in wood.



End Wall With Double Top Plate & T Wall Bracing



Shear Wall Bracing



Vaulted Wall & Roof System



ACCUSTEEL FRAME BUILDINGS

The Lark Accu-Steel frame building is the biggest advancement in portable building design and construction in the last 40 years. We manufacture the Accu-Steel using one of the most precise and advanced rollforming systems available. The strength, quality, and durability of this steel frame system are truly awesome. The Accu-Steel is manufactured using a totally new concept of rollforming and assembly. A system and method of steel stud construction that is unprecedented.

For years, steel stud construction has utilized a system of U-channels for the top and bottom plates and C-channels for the studs. When using this system, the U-channels and studs have to be measured and marked for center placement. This system lends itself to mistakes in measuring and stud placement. Using this archaic method of fabrication and assembly compromises the accuracy and quality of the finished product.



Accusteel Truss Roof Section



Diagonal Door Support



Accusteel Wall Connection

We manufactured the Accu-Steel building using a state of the art computerized rollformer and software system. This system utilizes C-channels for all structural components, the top and bottom plates as well as the wall studs. This amazing system measures and notches the C-channel for precise stud location. It dimples and punches the C-channels and studs for perfect fastener location and alignment. The building structure created by this rollforming system looks like it was made by a metal working craftsman. Everything on this building system fits and finishes like you expect.

The frame of the Accu-Steel is rollformed from heavy duty 18 gauge G-90 galvanized material that not only give you superior strength and durability, but also provides needed rust protection.

If you are interested in a portable building, you owe it to yourself to critically evaluate this new high tech building system. See why we are sure you will agree that strength, quality, and value like this does not come along every day.

GREAT REASONS TO BUY AN ACCUSTEEL BUILDING

- Steel does not warp, split, crack or creak;
- Steel has the highest strength to weight ratio of any building material;
- Steel is not vulnerable to termites or any type of organism;
- Steel does not burn or add fuel to the spread of fire;
- Steel has less probability of damage in high winds, stronger connections (screwed vs. nailed);
- Steel is dimensionally stable; it does not expand or contract with moisture content.
- Steel produces less scrap and waste (2% for steel vs. 20% for wood);
- Steel is environmentally friendly — 100% recyclable, saving landfill space.

END GABLE LAPSIDER WOOD AND STEEL FRAME



In the world of portable buildings, the Lark Lapsider has an unrivaled legacy of product value and lasting quality. The solid construction and unquestionable durability of this unit has made it a natural to be called the best. To be the best you can never be satisfied with your product. You must constantly strive to improve and refine the materials as well as the manufacturing processes used.

We at Lark, in keeping with the spirit of constantly improving our product, are using a construction method known as modular. What this means is that each wall and roof section is a totally independent part of the overall building system and alone it can maintain its structural integrity without the support of other building members. The wall sections are rectangular modules that have 2 x 4 top and bottom plates connected diagonally by rigid steel T-wall or hat channel bracing. This type of support insures that the wall system has consistent support on all wall sections. The reason we fortify our walls in this manner is to avoid lateral movement or distortions of the siding that can result from high wind loading.

The roof module is a vaulted section with continuous hat channel connected to each roof rafter at 24" providing vertical as well as horizontal shear protection. The Lapsider End Gable is also available in our Accu-Steel frame which gives you the same pleasing appearance and unrivalled durability as our wood model. As you can tell from our description, our Lapsider is built to last and stand the test of time. We know our Lapsider will deliver the product value and true satisfaction you expect from a Lark Building.





SIDE GABLE LAPSIDER WOOD AND STEEL FRAME

Our vaulted wall system is the construction technique that we utilize on our Lapsider Side Gable. Traditionally most portable buildings are built with the gable on the short dimension or end of the unit, but the Lapsider Side Gable takes a different approach. By building the unit with the gable on the long side, we are able to create a building that is not only esthetically pleasing, but also provides higher interior eave clearance and more overall height.

All of our vaulted wood walls are constructed using double hurricane clips at all stud connections on the top and bottom plate for maximum wind up lift protection. For shear wall strength, we run rigid T-wall bracing on the front and back of all walls to protect against lateral or sudden movement, which can result from heavy wind loads.



This vaulted wall system combined with our monolithic roof structure constructed with #1 2 x 6's will deliver for you. It will provide the strength, good looks, and durability that you expect when you purchase a Lark Building.

The Side Gable Lapsider is also available with our outstanding Accu-Steel frame giving you the same look and pleasing appearance as our wood Lapsider

When you closely examine this building system, we are sure you will conclude that you too, deserve the best.



END GABLE BOX EAVE

WOOD AND STEEL FRAME



The first thing to grab your attention about an End Gable Box Eave is its clean attractive appearance and the perception that it was built on site to be permanent. At Lark, we have always been sensitive to the aesthetics of our buildings and the End Gable makes us proud. This is the type of unit that would be welcome in virtually any environment from a nice residential neighborhood to an upscale industrial park.

Structurally, the End Gable Box Eave is built the same as the End Gable Lapsider. The only real difference is the attractive addition of a boxed overhang. Don't be fooled into thinking this overhang is just trim parts, it is not. On all of our boxed eave models, the eave of the building is an extension of our main framing system and is just as strong and durable as any part of the overall structure.

You can rest assured that regardless of the model Lark Building you choose, you can count on quality and product value matched by none.





SIDE GABLE BOX EAVE WOOD AND STEEL FRAME

This fantastic A-frame structure is about as versatile as it gets. Built with massive vaulted walls, the Side Gable is designed and engineered for extra overhead clearance and wide open space, not to mention durability and product value. This unit utilizes the same frame and roof system as our Side Gable Lap-sider along with the added feature of a sophisticated Box Eave that enhances the appearance and aesthetics of your building.

As with all of our wood frame buildings, you also get heavy gauge steel shear wall bracing along with



hurricane clip connections on all wall studs, plates, and roof rafters.

The Side Gable Box Eave is also available in our Accu-Steel frame model. It comes with our impressive 18 gauge G-90 steel structure that is designed and engineered to be the strongest portable building available.

When you need a solution to your storage requirements, don't just purchase a storage building to get by. Buy a Lark Side Gable Box Eave and you will have the building that is the leader in good looks and durability.



EAVE TRUSS

WOOD AND STEEL FRAME



The Eave Truss is our premier portable building for the customer with a big appetite for storage and the desire for a structure with superior strength and durability. Sophisticated good looks and unlimited versatility make this building a natural for any storage requirements. This unit comes with 8' clearance on all walls, and attractive boxed eave, and a roof truss system that provides a continuous bottom cord the full width of the building.

The Eave Truss comes standard with all these features, plus it has the ability in its regular configuration to accommodate a garage door or over-size doors without any modifications. The Eave Truss is available with either wood or steel frame and can be clad with aluminum or steel siding in a variety of profiles and colors.

Functional, strong, durable, and cost effective are just a few words we hear when customers describe the Eave Truss.

If you want a portable building that will satisfy the most demanding customer and exceed your expectations, make the wise choice. Purchase the Lark Eave Truss.





LUMBERJACK

WOOD AND STEEL FRAME

Just one look at the Lumberjack and you will see the unlimited storage opportunities that this unit provides.

The massive eight foot high walls give you that super size room that you need for those oversize and awkward items that just won't fit in your average storage building. Built to the same rigid standards as all of our buildings, the Lumberjack is designed and engineered not only to be big on storage, but to be big on uncompromising durability and product value.



If you prefer, the Lumberjack is available in the Accu-Steel model. This unit comes with the same impressive features as our wood frame plus the outstanding advantages that you get with a steel frame unit.

We realize everyone does not need the outstanding and unique features that come with the Lumberjack. However, if you agree that bigger is better, look no further. The Lumberjack is not only the building you need but the building you deserve.



ACCU-STEEL GREENHOUSE



It does not matter if you are a professional horticulturist or a hobby grower, the Lark Accu-Steel Greenhouse was designed and engineered with your growing needs in mind. We have the size and the options to meet all of your growing demands and requirements. If productivity and efficiency are what you demand, the Lark Accu-Steel Greenhouse will deliver for you.

The competitive cost and pleasing appearance of this greenhouse will make it a welcome addition to your backyard or commercial nursery.

All walls and roof frames as well as the floor structure are manufactured using 18 or 20 gauge G-90 galvanized steel. On our Greenhouse floor structure we offer as an option a plastic composite floor that will give many years of maintenance free use. The exterior of the greenhouse is covered with professional grade fiberglass or polycarbonate panels manufactured specifically for greenhouse use and performance. The Lark Accu-Steel Greenhouse is designed to give the quickest and most efficient growth to your plants and to promote fast rooting of cuttings and efficient germination of your seed beds.

Our greenhouses can be built and configured with an assortment of options to meet virtually any growing need you may have. When you consider the purchase of a greenhouse, critically evaluate the competition, compare them all to Lark, and we are sure you will completely understand what we mean when we say "why not the best?"



Optional Floor and Fan Featured





PORCH MODEL

The best just got better. Whether you desire to rock your days away in the shade or you just want to stay dry accessing your storage building, our porch model has got you covered.

We know that when you make an investment in a storage building you want it to compliment your property. By placing a porch on your building, you will enhance the appearance and give it a warm cabin feel.



Whether you need an area to pot plants or a playhouse for the kids, this model can provide both. Our porch models can be much more than storage; they can be an object of relaxation and function. Our porch models are available in all the various models and sizes we offer, and the porches can be made in various sizes and configurations.



DOUBLEWIDE WOOD AND STEEL FRAME



At Lark we realize the specific requirement for storage can vary from customer to customer. For this reason, we build portable buildings to meet virtually any size storage demand. From the smallest to the largest, Lark will provide the ideal size portable building to meet your storage needs.

In situations where your demands are really big, we have the answer. The Lark Double Wide is one impressive structure. Built with pre-engineered trusses to give you total open span construction.

This means you have nothing in the way of support or obstacles to interfere with your total storage needs. The Lark Double Wide is available in sizes 16' x 16' to 24' x 60'.*


If quality, durability, and product value are important to you, get the portable building that always delivers, the Lark Double Wide.

*maximum available size in Florida is 720 square feet







AVAILABLE COLORS




White




Cream




Antique Beige




Cedar Brown



Burgundy



Pewter




Black




Blue




Clay




Green




Brown



Barn Red



Sage



Redwood




Candy Apple Red




Dove

Swatches shown are approximations. Real life colors may not match exactly.


METAL PROFILES




Steel Dutch Lap




Aluminum Dutch Lap




Aluminum Twin Rib



Aluminum Perma-Tile



Steel Sturdi-Rib



Aluminum Box Rib

ENGINEERING SPECIFICATIONS

All Lark Portable Buildings are engineered and manufactured to the following wind load specifications:

All Accu-Steel Models
165D/175C

Wood Frame Models
140C
160C

If needed, sealed engineered plans are available for all models upon request for a nominal fee.

PLEASE NOTE!

The sizes used to identify each building is approximate because of the limitations on the widths and lengths that can be transported. The actual measurements of our buildings could be less or more than the size indicated.

Some models are shown with optional features. Please check with your dealer for information on standard features and available options.

KEEPING THE COMMITMENT

At Lark, we are not satisfied with setting the industry standard for quality, durability, and product value. We know that to stay out in front of the competition and continue to build the best, we must critically evaluate our product and manufacturing process daily. This constant attention to product improvement and customer satisfaction has made Lark the undisputed leader in portable buildings.

After almost 50 years of setting the standard, we have above all, learned one thing, that nothing ever stays the same. Products and customer requirements constantly change. Better building material and manufacturing methods are created almost daily.

If we are to work in the best interest of our customer, we must keep making the refinements and improvements that keeps our products on the cutting edge.

We realize that purchasing a portable building is no small matter, it is a major commitment of financial resources. For this reason, before you purchase any portable building, you owe it to yourself to compare Lark's product, quality, and price to any competitor's model and you will be convinced that there is only one choice and that it is Lark every time.



Specific manufacturers warranty available upon request.



LARK BUILDERS, INC.
Vidalia, Georgia 30474
912-538-1888
www.larkbuilders.com

CONTACT YOUR LOCAL LARK DEALER

